

# Phishing Activity Trends

## Report for the Month of October, 2007

### Summarization of October Report Findings

► The total number of unique phishing reports submitted to APWG in October 2007 was 31,650, a decrease of nearly 7,000 reports from the previous month. ► October saw a major increase in hijacked brands to 120, up from 92 in September. ► The number of unique phishing websites detected by APWG was 34,266 in October 2007, an increase of more than 6,200 from the month of September. ► The APWG states the increase in URLs was due to one particular brand getting phished more than usual. ► Financial Services continue to be the most targeted industry sector at 92.5% of all attacks in the month of October. ► October saw the largest number in the past year of unique variants of phishing-based Trojans at 359, an increase of nearly 150 from September.

### Phishing Defined and Report Scope

Phishing is a form of online identity theft that employs both **social engineering** and **technical subterfuge** to steal consumers' personal identity data and financial account credentials. Social-engineering schemes use 'spoofed' e-mails to lead consumers to counterfeit websites designed to trick recipients into divulging financial data such as account usernames and passwords. Hijacking brand names of banks, e-retailers and credit card companies, phishers often convince recipients to respond. **Technical subterfuge** schemes plant **crimeware** onto PCs to steal credentials directly, often using key logging systems to intercept consumers online account user names and passwords, and to corrupt local and remote navigational infrastructures to misdirect consumers to counterfeit websites and to authentic websites through phisher-controlled proxies that can be used to monitor and intercept consumers' keystrokes.

The monthly *Phishing Activity Trends Report* analyzes phishing attacks reported to the Anti-Phishing Working Group (APWG) via its member companies, Global Research Partners, the organization's website at <http://www.antiphishing.org> and email submission to [reportphishing@antiphishing.org](mailto:reportphishing@antiphishing.org). The APWG phishing attack repository is the Internet's most comprehensive archive of email fraud and phishing activity. The APWG additionally measures the evolution, proliferation and propagation of **crimeware** drawing from the independent research of our member companies. In the second half of this report are tabulations of crimeware statistics and reportage on specific criminal software detected by our member researchers.

### Statistical Highlights for October 2007

- |   |                      |
|---|----------------------|
| • Number of unique phishing reports received in October:                    | <b>31650</b>         |
| • Number of unique phishing sites received in October:                      | <b>34266</b>         |
| • Number of brands hijacked by phishing campaigns in October:               | <b>120</b>           |
| • Number of brands comprising the top 80% of phishing campaigns in October: | <b>11</b>            |
| • Country hosting the most phishing websites in October:                    | <b>United States</b> |
| • Contain some form of target name in URL:                                  | <b>29 %</b>          |
| • No hostname; just IP address:   | <b>12 %</b>          |
| • Percentage of sites not using port 80:                                    | <b>.41 %</b>         |
| • Average time online for site:   | <b>3.1 days</b>      |
| • Longest time online for site:   | <b>31 days</b>       |

## Methodology

**APWG** is continuing to refine and develop our tracking and reporting methodology. We have recently re-instated the tracking and reporting of unique phishing reports (email campaigns) in addition to unique phishing sites. An email campaign is a unique email sent out to multiple users, directing them to a specific phishing web site, (multiple campaigns may point to the same web site). **APWG** counts unique phishing report emails as those in a given month with the same subject line in the email.

**APWG** also tracks the number of unique phishing websites. This is now determined by unique base URLs of the phishing sites.

**APWG** is also tracking crimeware instances (unique software applications as determined by MD5 hash of the crimeware sample) as well as unique sties that are distributing crimeware (typically via browser drive-by exploits).

## Phishing Email Reports and Phishing Site Trends for October 2007

The total number of *unique* phishing reports submitted to **APWG** in October 2007 was **31,650**, a decrease of nearly 7,000 reports from the previous month. This is a count of *unique* phishing email reports received by the APWG from the public, its members and its research partners.



The **Phishing Attack Trends Report** is published monthly by the Anti-Phishing Working Group, an industry and law enforcement association focused on eliminating the identity theft and fraud that result from the growing problem of phishing, crimeware and email spoofing. For further information, please contact APWG Deputy Secretary General Foy Shiver at 404.434.7282. Data and analyses for the **Phishing Attack Trends Report** has been donated by the following companies:

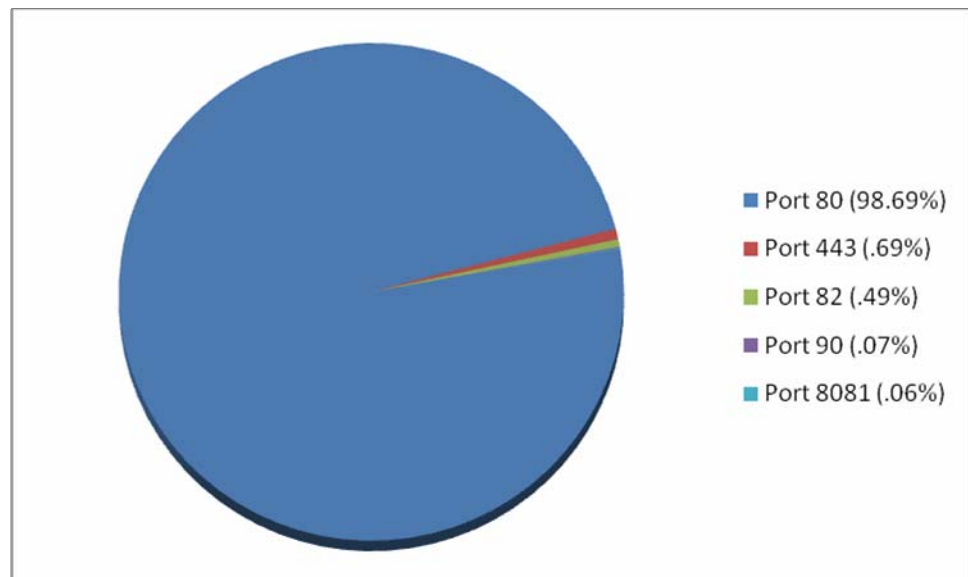


The number of *unique* phishing websites detected by **APWG** was **34,266** in October 2007, an increase of over 6,200 from the month of September. The APWG statistics show much of this increase in phishing URLs was due to a precipitous increase in the number of campaigns directed against one particular financial institution. Laura Mather, Senior Scientist at MarkMonitor and Managing Director of Operational Policy for APWG said, "The best way to take down a domain used only for phishing is to have it removed at the registrar or registry level. This prevents the bad guy from moving the domain to a new ISP. The APWG is very excited about a proposal we are developing that will define a process for registries and registrars to remove domains used only for phishing from the internet."



## Top Used Ports Hosting Phishing Data Collection Servers in October 2007

October saw a continuation of HTTP port 80 being the most popular port used at 98.69% of all phishing websites reported.



## April - October 2007 Brand-Domain Pairs Measurement

The following chart combines statistics for the last five months based on brands phished, unique domains, unique domain/brand pairs and unique URLs. Brand/domain pairs count the unique instances of a domain being used to target a specific brand. *Example:* if several URLs targeting a brand - but are hosted on the same domain - this brand/domain pair would be counted as one instead of several. *Forensic utility:* If the number of unique URLs is greater than the number of brand/domain pairs, it indicates many URLs are being hosted on the same domain to target the same brand. Knowing how many URLs occur with each domain indicates the approximate number of attacking domains a brandholding victim needs to locate and neutralize. Since Phishing-prevention technologies (like browser and email blocking) require the full URL, it is useful to understand the general number of unique URLs that occur per domain.

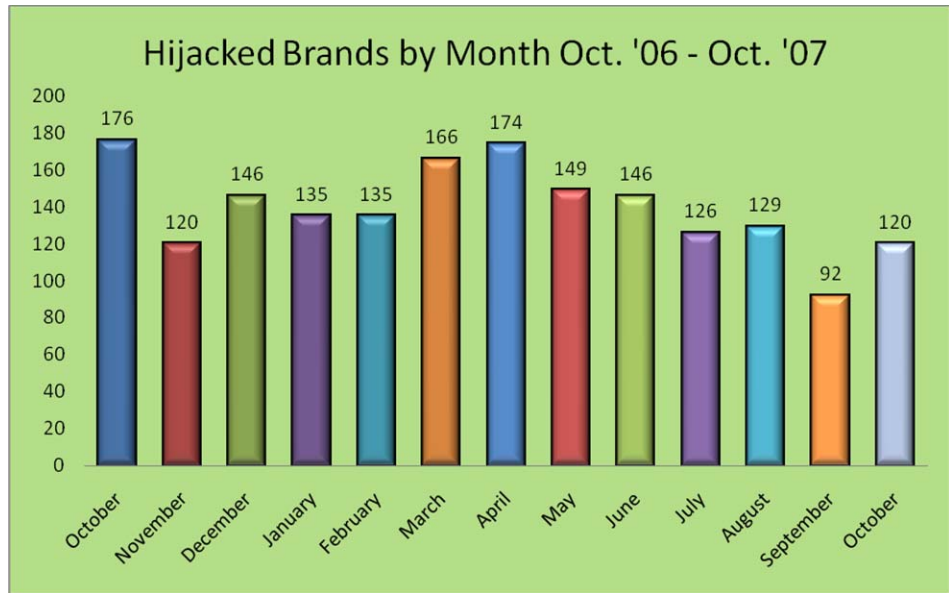


	April	May	June	July	August	September	October
Unique URLs	55643	37438	31709	30999	32079	28015	34226
Unique Domains	6637	5967	6006	6005	5023	5058	5472
Unique Brand-Domain Pairs	7622	7092	7359	7538	6580	6465	6704
Unique Brands	174	149	146	126	129	92	120
URLs per Brand	319.79	251.26	217.18	246.02	248.67	304.51	285.22

## Brands & Legitimate Entities Hijacked By Email Phishing Attacks in Oct. 2007

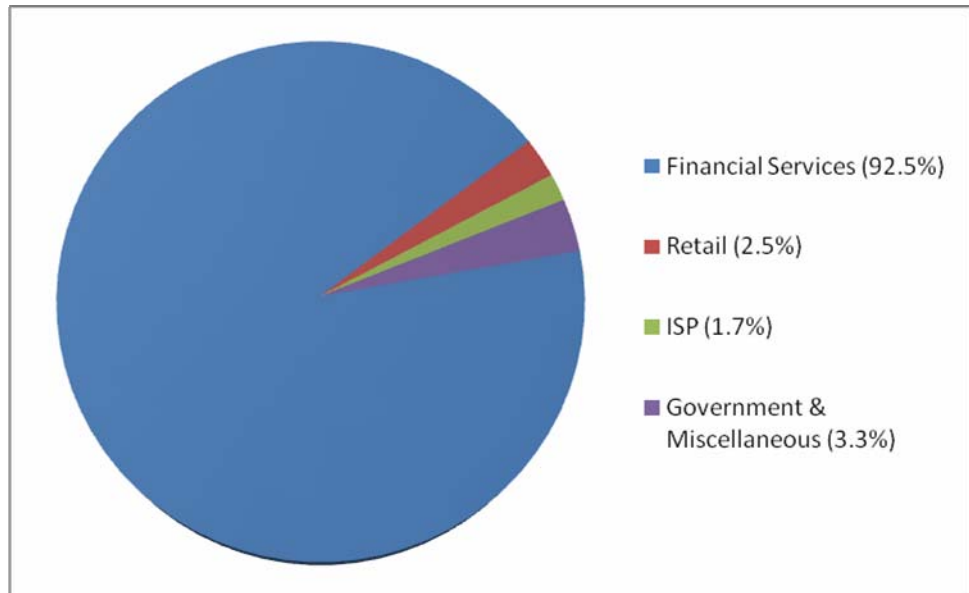
### Number of Reported Brands

October saw an increase in hijacked brands to 120.



## Most Targeted Industry Sectors in October 2007

Financial Services continue to be the most targeted industry sector at 92.5% of all attacks in the month of October.



## Web Phishing Attack Trends in October 2007

### Countries Hosting Phishing Sites

In October, Websense Security Labs saw the United States remain the top country hosting phishing websites with 33.87%. The rest of the top 10 breakdown is as follows: China 18.03%, Russia 7.63%, Mexico 4.75%, Republic of Korea 4.38%, France 4.04%, Romania 3.93%, Germany 3.47%, United Kingdom 2.16%, and Italy with 2.16%.



## PROJECT: Crimeware


### Crimeware Taxonomy & Samples According to Classification in October 2007

**PROJECT: Crimeware** categorizes crimeware attacks as follows, though the taxonomy will grow as variations in attack code are spawned:


#### *Phishing-based Trojans - Keyloggers*

**Definition:** Crimeware code which is designed with the intent of collecting information on the end-user in order to steal those users' credentials. Unlike most generic keyloggers, phishing-based keyloggers have tracking components which attempt to monitor specific actions (and specific organizations, most importantly financial institutions and online retailers and ecommerce merchants) in order to target specific information, the most common are; access to financial based websites, ecommerce sites, and web-based mail sites.

## Phishing-based Trojans – Keyloggers, Unique Variants in October



## Phishing-based Trojans – Keyloggers, Unique Websites Hosting Keyloggers in October



## Phishing-based Trojans – Redirectors

**Definition:** Crimeware code which is designed with the intent of redirecting end-users network traffic to a location where it was not intended to go to. This includes crimeware that changes hosts files and other DNS specific information, crimeware browser-helper objects that redirect users to fraudulent sites, and crimeware that may install a network level driver or filter to redirect users to fraudulent locations. All of these must be installed with the intention of compromising information which could lead to identify theft or other credentials being taken with criminal intent.

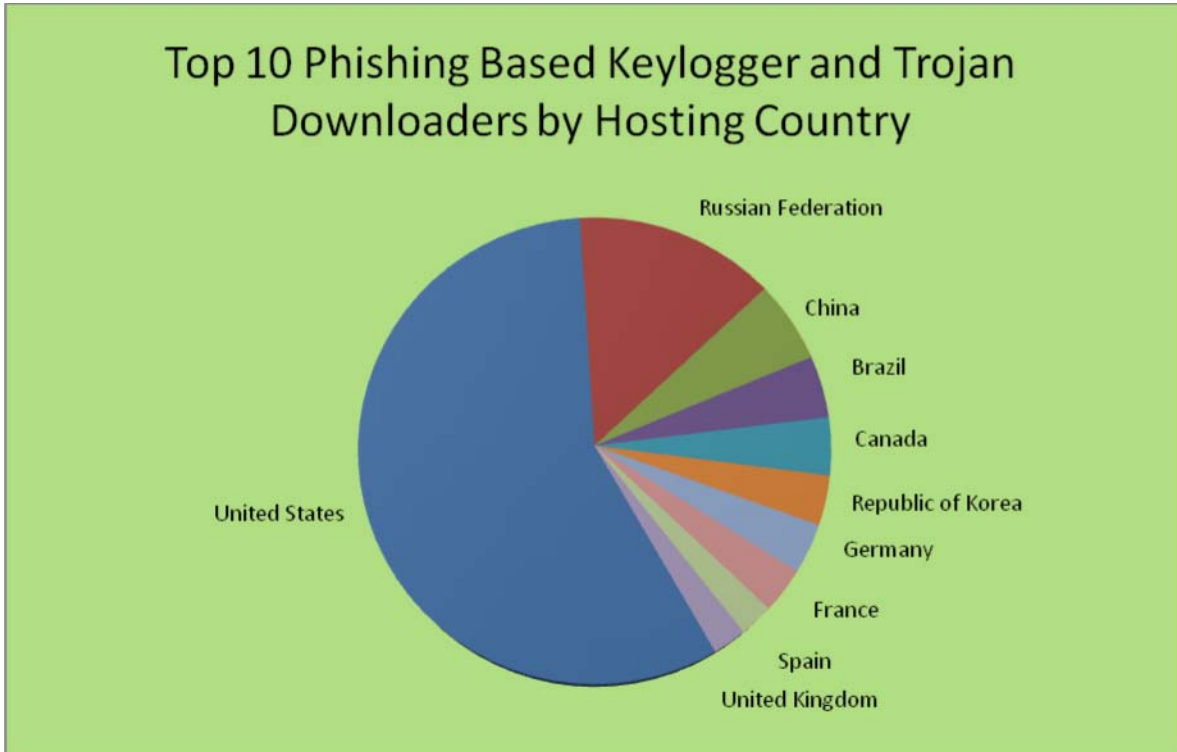
Along with phishing-based keyloggers we are seeing high increases in traffic redirectors. In particular the highest volume is in malicious code which simply modifies your DNS server settings or your hosts file to redirect either some specific DNS lookups or all DNS lookups to a fraudulent DNS server. The fraudulent server replies with “good” answers for most domains, however when they want to direct you to a fraudulent one, they simply modify their name server responses. This is particularly effective because the attackers can redirect any of the users requests at any time and the end-users have very little indication that this is happening as they could be typing in the address on their own and not following an email or Instant Messaging lure.

### Phishing-based Trojans & Downloader’s Hosting Countries (by IP address) in October

The chart below represents a breakdown of the websites which were classified during October as hosting malicious code in the form of either a phishing-based keylogger or a Trojan downloader which downloads a keylogger.

The United States continues to be the top hosting country with 57.31%.

The rest of the breakdown was as follows; Russian Federation 14.04%, China 5.73%, Brazil 4.30%, Canada 4.01%, Republic of Korea 3.44%, Germany 3.44%, France 3.15%, Spain 2.29%, United Kingdom 2.29%.





## Phishing Research Contributors



### MarkMonitor

MarkMonitor is the global leader in delivering comprehensive online corporate identity protection services, with a focus on making the Internet safe for online transactions.



### PandaLabs

PandaLabs is an international network of research and technical support centers devoted to protecting users against malware.



### Websense Security Labs

Websense Security Labs mission is to discover, investigate, and report on advanced internet threats to protect employee computing environments.

For media inquiries please contact APWG Deputy Secretary General Foy Shiver at 404.434.7282 or Cas Purdy at 858.320.9493 or [cpurdy@websense.com](mailto:cpurdy@websense.com) or Te Smith at 831.818.1267 or [Te.Smith@markmonitor.com](mailto:Te.Smith@markmonitor.com).



### About the Anti-Phishing Working Group

The Anti-Phishing Working Group (APWG) is an industry association focused on eliminating the identity theft and fraud that result from the growing problem of phishing and email spoofing. The organization provides a forum to discuss phishing issues, define the scope of the phishing problem in terms of hard and soft costs and consequences, and share information and best practices for eliminating the problem. Where appropriate, the APWG will also look to share this information with law enforcement.

Membership is open to qualified financial institutions, online retailers, ISPs, the law enforcement community, and solutions providers. There are more than 1700 companies and government agencies participating in the APWG and more than 3000 members. Note that because phishing attacks and email fraud are sensitive subjects for many organizations that do business online, the APWG has a policy of maintaining the confidentiality of member organizations.

The website of the Anti-Phishing Working Group is <http://www.antiphishing.org>. It serves as a public and industry resource for information about the problem of phishing and email fraud, including identification and promotion of pragmatic technical solutions that can provide immediate protection and benefits against phishing attacks.

The APWG, a 501c6 tax-exempted corporation, was founded by Tumbleweed Communications and a number of member banks, financial services institutions, and e-commerce providers. It held its first meeting in November 2003 in San Francisco and in June 2004 was incorporated as an independent corporation controlled by its board of directors, its executives and steering committee.